













Foshan Shunde Green Motor Technology Co., Ltd.

Configuration Sheet

Model	Panther G1P - mini Golf Cart		
System	2KW 36V AC system		
Key Components			
Battery	Lithium battery 36V 67AH		
Motor	2KW AC system 36V		
Controller	AC controller 36V 270A, with solenoid		
Charger	Onboard Charger 36V 8A		
Transaxle	Italy technology axle, Aluminum gearbox, ratio 21:1		
Accelerator	Electric Accelerator		
Steering System	Double-pusher rack and pinion steering system		
Brake System	Rear Mechanical Drum Brake + Electromagnetic brake		
Performance		Dimension & Weight	
Passenger capacity	1 or 2 passenger(s)	Overall Dimensions (L/W/H)	1825*960*1680 mm
Range (Loaded)	40km	Wheel Base	1255 mm
Max Speed	20km/hr	Min Ground Clearance	100mm
Max Climbing Ability (Loaded)	30%	Gross Weight (with battery)	295kg with battery
** Detailed Configurations ** ("S" stands for Standard configuration and "O" stands for Option configuration)			
Specification			
Frame	Steel chassis with anti-rust treatment	S	
Body	Plastic	S	
Bumper	Steel	S	
Windshield	Folded Windshield	S	
Seat Cushion	Single seat / Bench seat	S	
Floor	Anti Slippery Rubber Floor	S	
	Aluminum Floor - Additional cost.	O	
Dashboard	Key switch, F&R(frong & rear) switch	S	
	Speedometer.	S	
	USB, Cigaratte port.	S	
Steering Wheel	Golf car steering wheel, Rohs, REACHA accredited	S	
Wheels	16*6.5-8 golf wheel with rim decoration	S	
Lighting System	Standard with.	S	
Side Mirrors	With turning signal. - Additional cost.	O	
	Normal one with inner mirror.	S	
Accessories	Single holder standard.	S	
Container Loading Qty	Disassemble Roof/ Windshield/ Wheel in Steel Crate		
	12 units/20'GP	33 units/40'HQ	